Duluth International Airport (DLH)

Monthly Performance Update | June 2020

DLH Forward Looking Seats and Flights

Destination	Airline	YOY Change - Monthly Flights and Seats													
		Jun 2020		Jul 2020		Aug 2020		Sep 2020		Sep 2020		Nov 2020		Dec 2020	
		Flights	Seats	Flights	Seats	Flights	Seats	Flights	Seats	Flights	Seats	Flights	Seats	Flights	Seats
Percent Difference															
Minneapolis/St. Paul, MN	Delta	(81.9%)	(75.8%)	(65.7%)	(55.1%)	(2.2%)	1.0%	3.1%	(1.6%)	2.9%	14.0%	10.3%	7.3%	1.3%	(0.7%)
Chicago-O'Hare, IL (ORD)	United	(79.5%)	(84.9%)	(44.1%)	(61.5%)	(16.9%)	(11.7%)	(25.0%)	(14.7%)	(21.2%)	(12.7%)	5.9%	9.0%	0.0%	(1.2%)
Total		(84.3%)	(82.9%)	(65.9%)	(64.0%)	(23.8%)	(18.4%)	(24.6%)	(20.5%)	(23.1%)	(13.9%)	(12.4%)	(8.9%)	(19.3%)	(17.0%)

*Source: Diio Mi Schedule

DLH Leakage

AIRPORT OF ORIGIN
MAY 2020 (WITHIN 60 MILES)

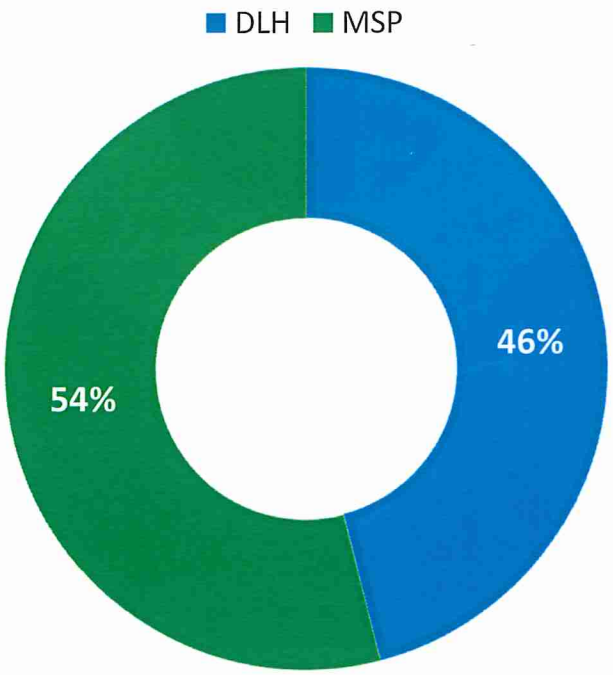

AIRPORT OF ORIGIN
MAY 2019 (WITHIN 60 MILES)

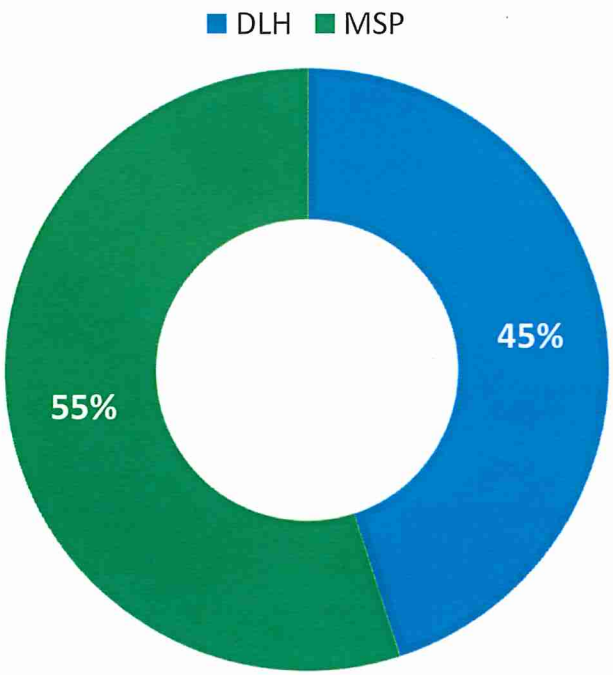

*Source: ArcCorp

DLH Bookings: Year/Year for past 3 weeks

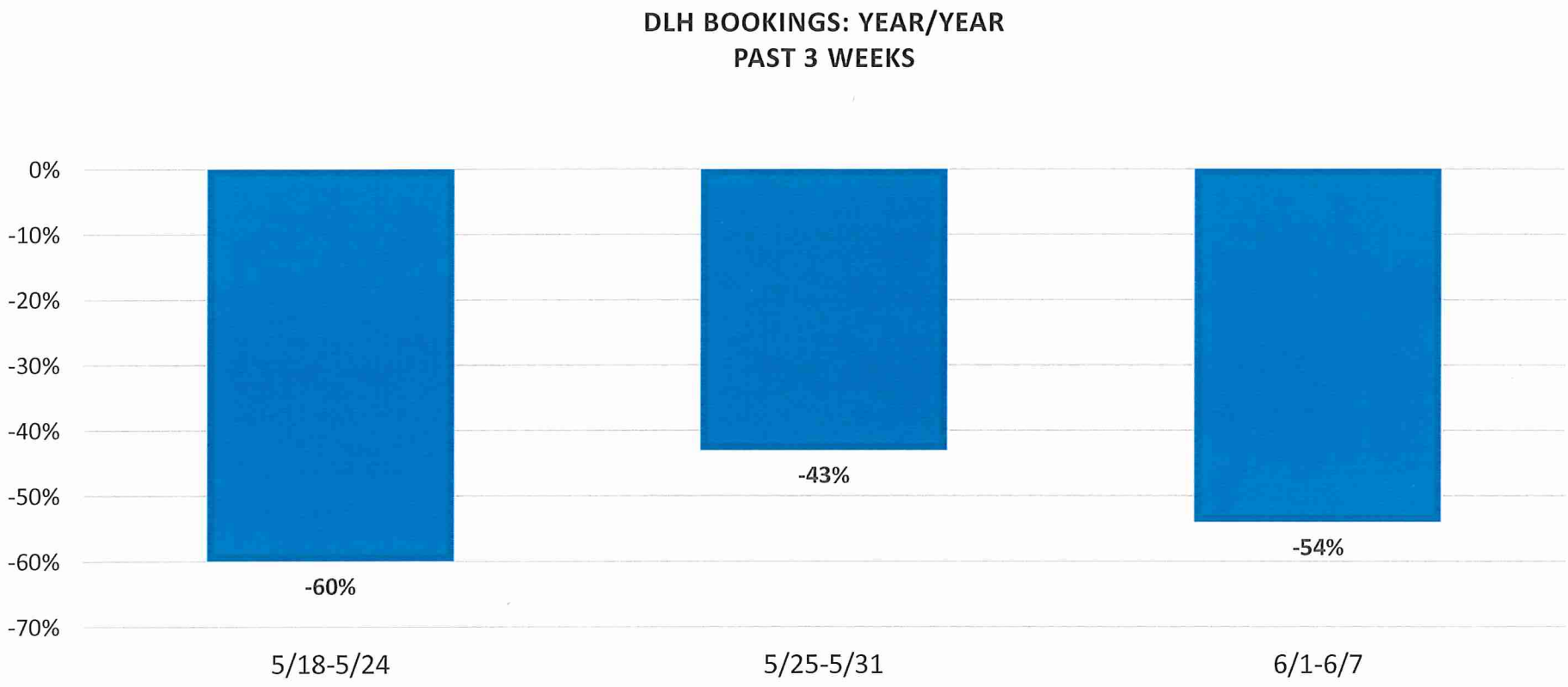

*Source: ArcCorp, within 60 miles

DLH Catchment Area: Year/Year Bookings by Point of Origin

BOOKINGS: YEAR/YEAR BY AIRPORT OF ORIGIN 5/18 -5/24: 2020 VS 2019

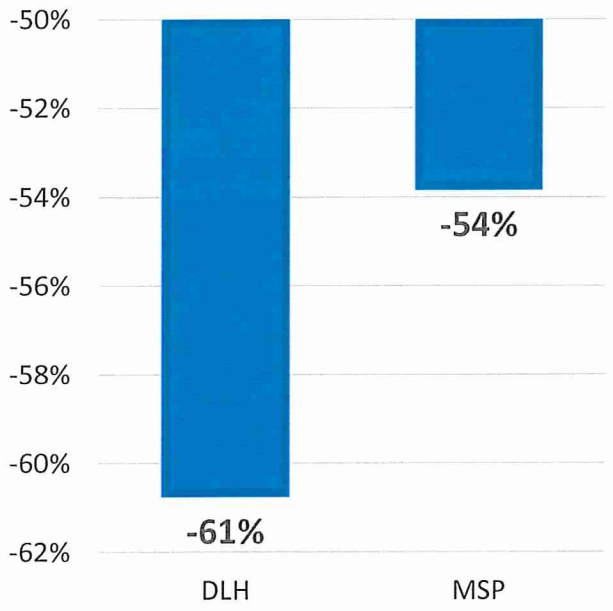

BOOKINGS: YEAR/YEAR BY AIRPORT OF ORIGIN 5/25 -5/31: 2020 VS 2019

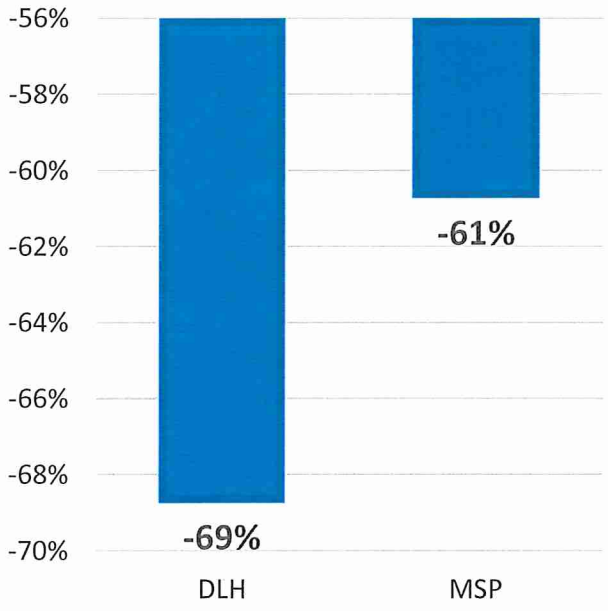

BOOKINGS: YEAR/YEAR BY AIRPORT OF ORIGIN 6/1 – 6/7: 2020 VS 2019

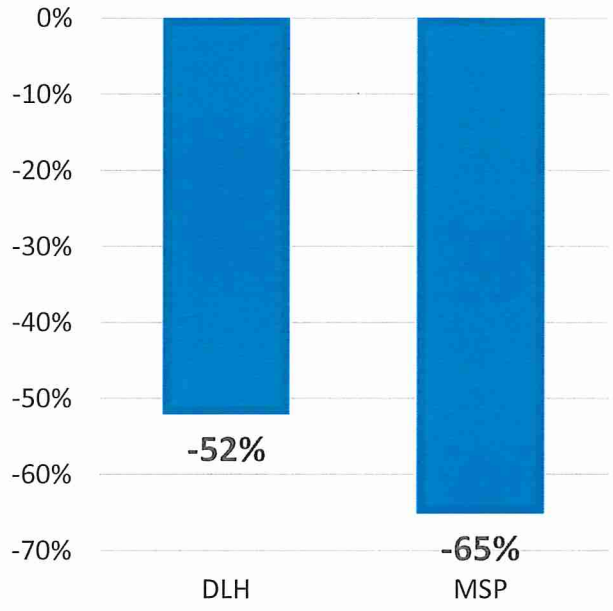

*Source: ArcCorp, within 60 miles