

Duluth International Airport Air Service Update

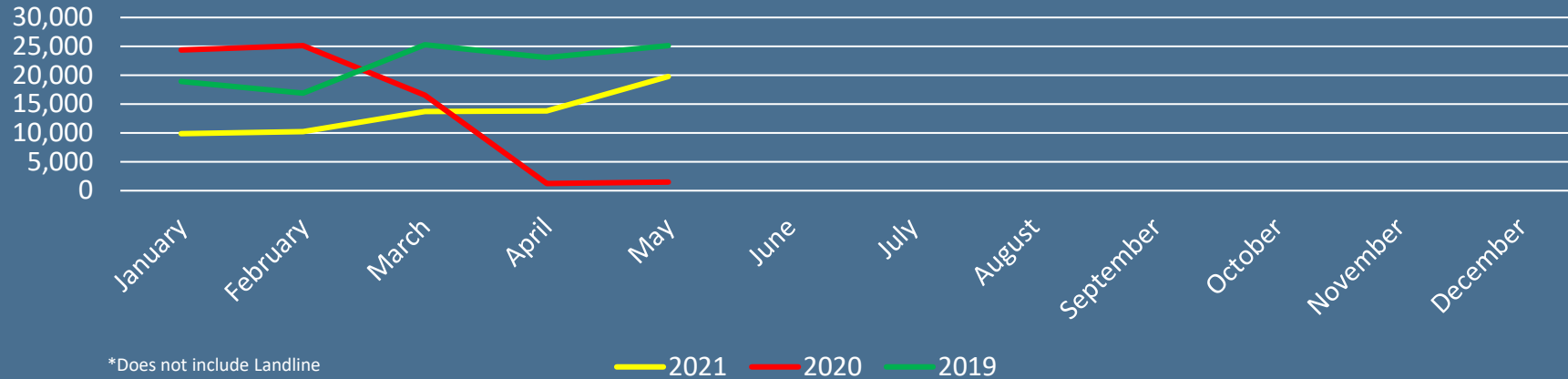
DAA Board Meeting
15JUN21



DULUTH INTERNATIONAL AIRPORT

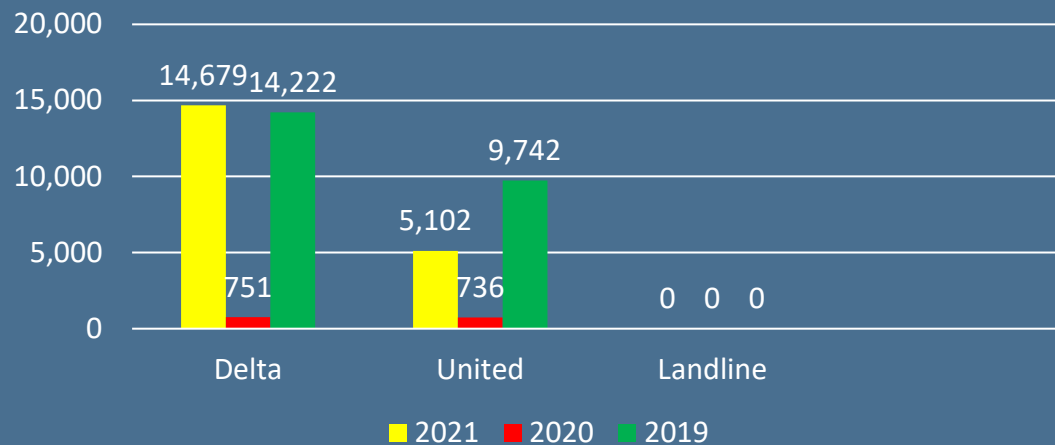
Travel Globally. Fly Locally.

Total Passengers

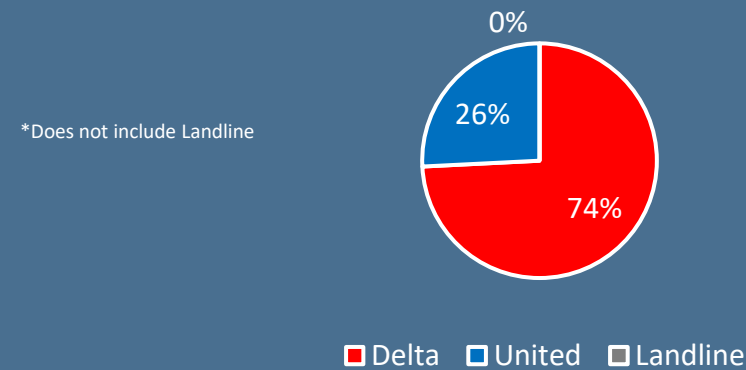


- YTD enplanements -38% (MAY 19)
- May enplanements -25% (MAY 19)
- DL passengers +3% (MAY 19)
- UA passengers -47% (MAY 19)

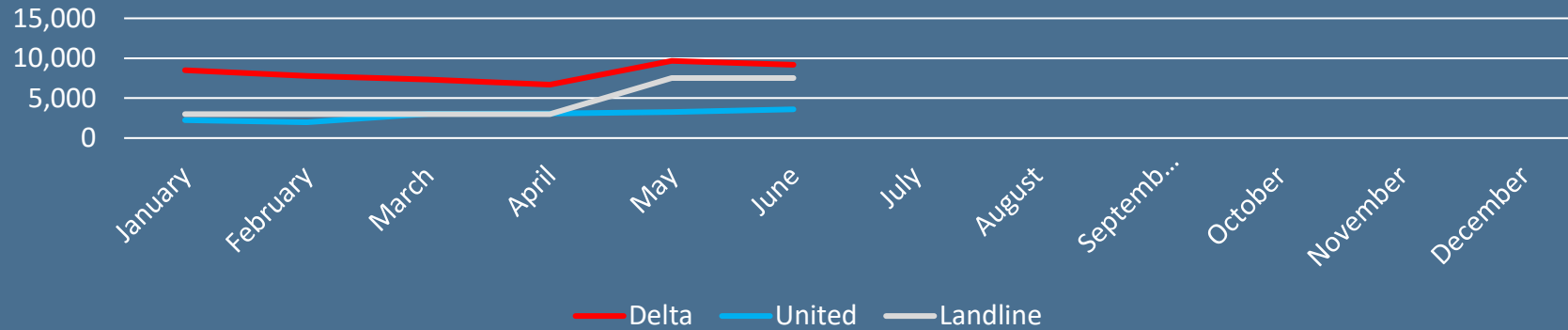
May Passengers by Airline



April Airline Market Share By Passengers

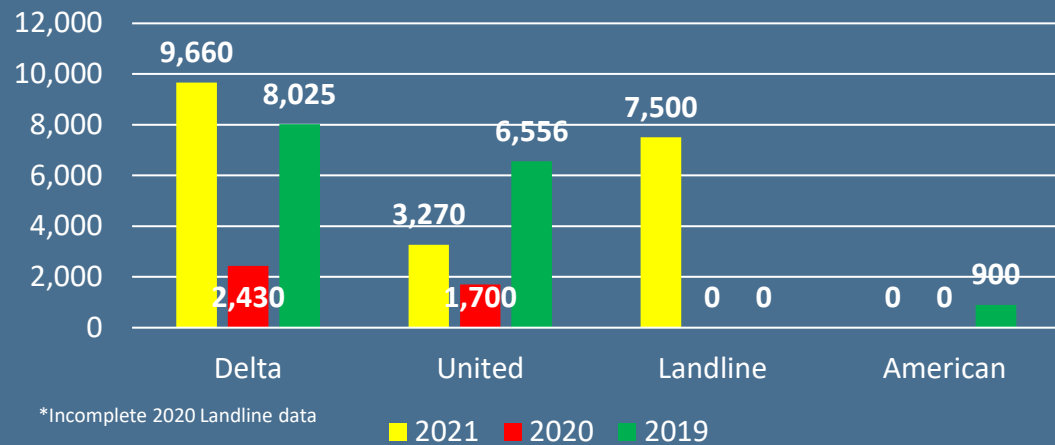


Total Seats

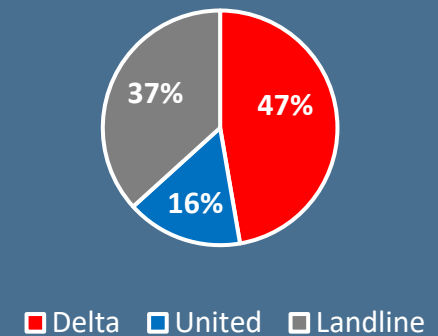


- DL has a 2:1 capacity lead over UA
- Changes coming in July, UA adds capacity
- Will take the rest of the FY to normalize

May Seats by Airline



Airline Market Share By Seats



Air Service New and Notes

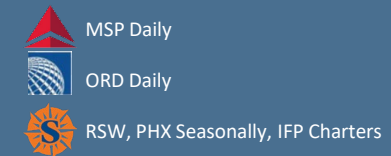
National Notes

- Airlines struggling to get planes back in the air
 - pilot retraining
 - Delta and American
- 80% of those who previously flew for business say they plan to be back in the air by the end of the year
- Delta capacity down 24% compared to 2019
- United capacity down 33% compared to 2019

Local Notes

- UA continues with their conservative approach to capacity. Approx 100 seats per day on 2 freqs
- 1 July, UA increases 170 seats per day on 3 freqs
- DL dropped to 5 freqs. per day (exclusive use of 50 seaters)
- SY advanced bookings RSW are very strong
 - 20-25% load factor approx. 6 months from launch
- SY advanced bookings PHX are in line with other markets recently announced. SY expects a closer-in booking curve.

Route Map



Daily Frequencies by Airline

