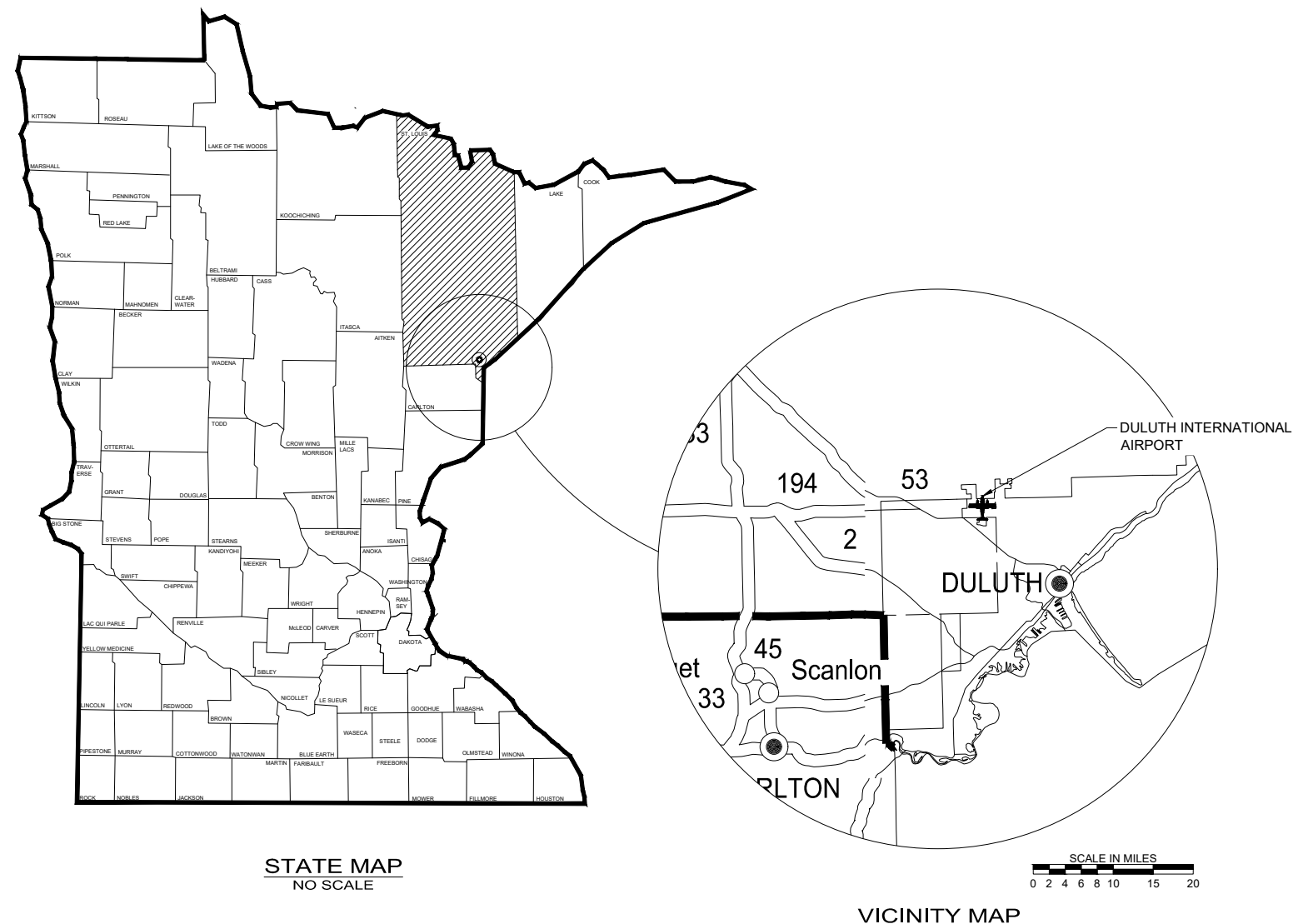


2021 AIRFIELD SIGNAGE & MARKING PLAN AT THE DULUTH INTERNATIONAL AIRPORT DULUTH, MN

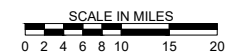


Sheet List Table	
Sheet Number	Sheet Title
1	TITLE SHEET
2	SITE PLAN
3	SIGN TABLE
4	SIGN TABLE
5	SIGN TABLE
6	AIRFIELD SIGN & PAVEMENT MARKING PLAN
7	AIRFIELD SIGN & PAVEMENT MARKING PLAN
8	AIRFIELD SIGN & PAVEMENT MARKING PLAN
9	AIRFIELD SIGN & PAVEMENT MARKING PLAN
10	AIRFIELD SIGN & PAVEMENT MARKING PLAN
11	AIRFIELD SIGN & PAVEMENT MARKING PLAN
12	AIRFIELD SIGN & PAVEMENT MARKING PLAN
13	AIRFIELD SIGN & PAVEMENT MARKING PLAN
14	AIRFIELD SIGN & PAVEMENT MARKING PLAN



STATE MAP
NO SCALE

VICINITY MAP



DULUTH INTERNATIONAL AIRPORT
2021 AIRFIELD SIGNAGE & MARKING PLAN
DULUTH, MN

NUMBER	DATE	AMENDMENT
1	MAY 2016	
2	JUNE 2017	
3	SEPTEMBER 2019	
4	JUNE 2020	
5	JUNE 2021	

SHEET TITLE
TITLE SHEET
EXHIBIT 4

FEDERAL AVIATION ADMINISTRATION

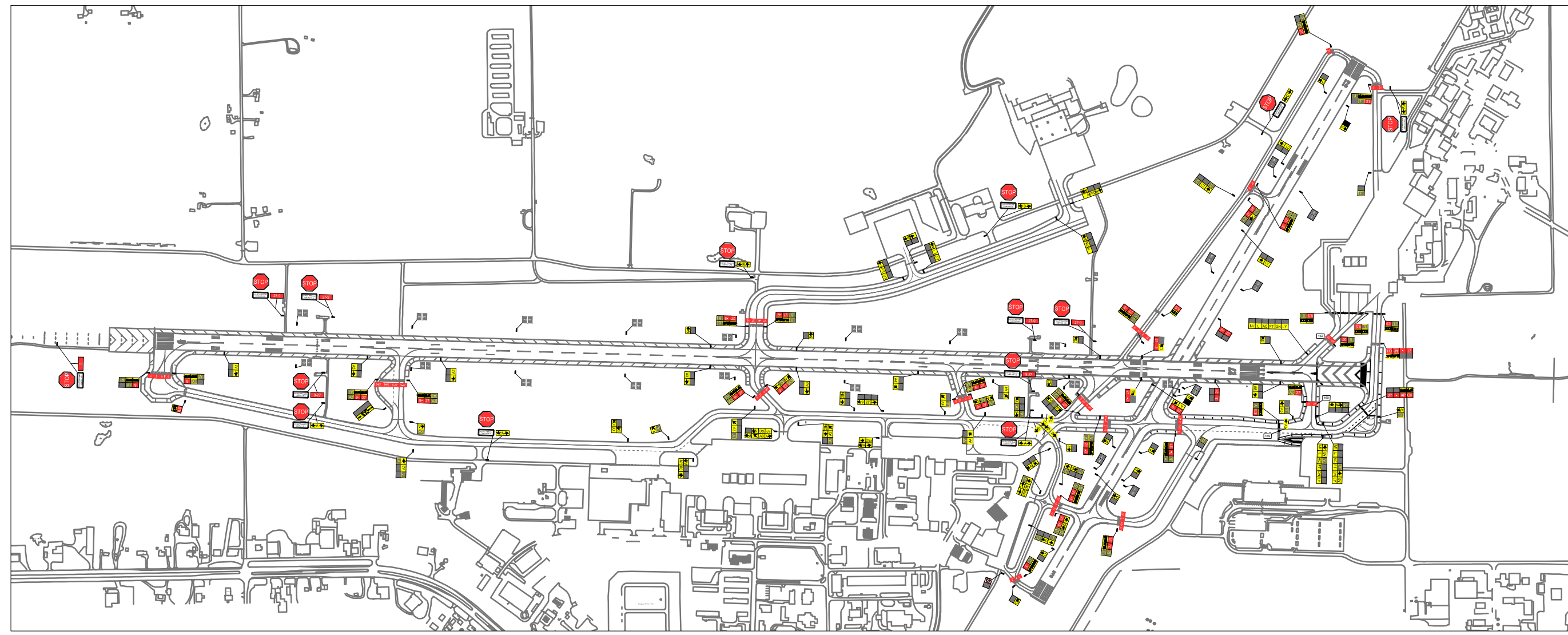
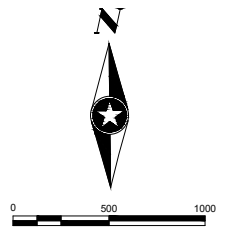
RECOMMENDED FOR APPROVAL

BY: _____

DATE: _____

SHEET
1

s:\AEID\Dual\Common\duluth international\part_139_signs\2021\PLANS\2021 DLH SIGNS_SIGN_TABLE.dwg 6/25/2021 9:50 AM slutterman



NUMBER	AMENDMENT	DATE
1		MAY 2016
2		JUNE 2017
3		SEPTEMBER 2019
4		JUNE 2020
5		JUNE 2021

DULUTH INTERNATIONAL AIRPORT
2021 AIRFIELD SIGNAGE & MARKING PLAN
DULUTH, MN



3535 MADRAS CENTER DR
PAUL, MN 55110
TEL: 651-480-7160
FAX: 651-480-7160
WWW.SEHINC.COM

FAA APPROVAL: _____ DATE: _____

s:\AED\Dual\Common\duluth international\part 139 signs\2021\PLANS\2021 DLH SIGNS_SIGN TABLE.dwg 6/25/2021 9:50 AM sluterman

SIGN SCHEDULE


SIGN NO.	STATUS	MANUFACTURER	SIZE	STYLE	LEGEND		TYPE		NO. OF MODULES	SHEET NO.	ELECTRICAL CIRCUIT	DATE REPLACED
					SIDE 1	SIDE 2	SIDE 1	SIDE 2				
1L	EXISTING	LUMACURVE	1	3	A1 9	A1	-,L,R	Y,Y,L	3	6	9/27-W	
2L	EXISTING	LUMACURVE	1	3	A1	9 A1	L,Y,Y	R,L,-	3	6	9/27-W	
3L	EXISTING	LUMACURVE	2	2	A1		Y,Y	-,-	2	6	A-W	
4	EXISTING	LUMACURVE	2	2		A2	-,-	Y,Y	2	7	A-2	
5L	EXISTING	LUMACURVE	1	3	A2	9- 27 A2	Y,Y,L	R,R,L	3	7	9/27-W	
6L	EXISTING	LUMACURVE	1	3	A2 9- 27	A2	L,R,R	L,Y,Y	3	7	9/27-W	
7	EXISTING	LUMACURVE	2	2	A2		Y,Y	-,-	2	7	A-2	
8	EXISTING	LUMACURVE	1	2	A	A2	Y	L	1	7	A-2	
9	EXISTING	LUMACURVE	1	2	A A2	A	L,Y,Y	L,-,-	3	7	A-2	
10	EXISTING	LUMACURVE	1	2			R	-	1	11	C-S	
11	EXISTING	LUMACURVE	1	2	F B0	9	Y,Y	Y,-	2	7	A-W	
12	EXISTING	LUMACURVE	1	2	A	A	Y	L	1	8	A-W	
13L	EXISTING	LUMACURVE	2	2		A3	-,-	Y,Y	2	8	A-3	
14L	EXISTING	LUMACURVE	1	3	A3 9- 27	A3	L,R,R	Y,Y,L	3	8	9/27-C	
15	EXISTING	LUMACURVE	1	2	A3 A		Y,Y,L	-,-,-	3	8	A-3	
16	EXISTING	LUMACURVE	2	2	B		Y	-	1	8	B	
17	EXISTING	LUMACURVE	1	3	B 27 -9	B	L,R,R	Y,Y,L	3	8	9/27-C	
18	EXISTING	LUMACURVE	1	2	A	AP RO N	-,-,Y	Y,Y,Y	3	8	A-W	
19	EXISTING	LUMACURVE	1	3	ILS		R	Y	1	6	9/27-W	
20	EXISTING	LUMACURVE	1	2	A A3 A	AP RO N	Y,Y,Y,Y	Y,Y,Y,-	4	8	A-3	
21	EXISTING	LUMACURVE	1	2	A A3	FBO	L,Y,Y	Y,Y,-	3	8	A-3	
22	EXISTING	LUMACURVE	1	3	B	27 -9 B	L,Y,Y	R,R,L	3	8	9/27-C	
23L	EXISTING	LUMACURVE	1	2	A A3 A	9- 27 A3	Y,L,Y	R,R,L	3	8	9/27-C	
24L	EXISTING	LUMACURVE	2	2	A3		Y,Y	-,-	2	8	A-3	
25	EXISTING	LUMACURVE	1	2	FBO		Y,Y	-,-	2	8	A-C	
26	EXISTING	LUMACURVE	1	2	9 27		Y,Y,Y	-,-,-	3	8	A-C	
27	EXISTING	LUMACURVE	2	2		A4	-,-	Y,Y	2	8	A-4	
28L	EXISTING	LUMACURVE	1	3	A4 9- 27	A4	L,R,R	Y,Y,L	3	9	9/27-E	
29	EXISTING	LUMACURVE	1	2	A4	A	Y,Y	L,-	2	9	A-4	
30	EXISTING	LUMACURVE	1	2	A	FBO	Y,Y	Y,Y	2	8	A-C	
31L	EXISTING	LUMACURVE	1	3	A A4 A	9- 27 A4	Y,L,Y	R,R,L	3	9	9/27-E	
32	EXISTING	LUMACURVE	2	2	A4		Y,Y	-,-	2	9	A-4	
33	EXISTING	LUMACURVE	1	2	A	A4	-,L	Y,Y	2	9	A-C	
34	EXISTING	LUMACURVE	2	2		C	-	Y	1	9	C-C	
35L	EXISTING	LUMACURVE	1	3	C 9- 27	C	L,R,R	Y,Y,L	3	9	MHS	
36	EXISTING	LUMACURVE	1	2	A		Y,Y	-,-	2	9	C-S	
37	EXISTING	LUMACURVE	1	2	D C	APRON	L,Y,Y	Y,Y,Y	3	9	C-S	

NOTE: SEE SHEET 5 FOR NOTES AND LEGEND.

SIGN SCHEDULE

SIGN NO.	STATUS	MANUFACTURER	SIZE	STYLE	LEGEND		TYPE		NO. OF MODULES	SHEET NO.	ELECTRICAL CIRCUIT	DATE REPLACED
					SIDE 1	SIDE 2	SIDE 1	SIDE 2				
38	EXISTING	LUMACURVE	1	2	C D	C	L,Y,Y	L,-,-	3	9	C-S	
39	EXISTING	LUMACURVE	1	3	D 21 -3	D	L,R,R	Y,Y,L	3	9	3/21	
40	EXISTING	LUMACURVE	1	3	D C	21 -3 D	L,Y,Y	R,R,L	3	11	3/21	
41	EXISTING	LUMACURVE	1	2	C D	C	L,Y,Y	L,-,-	3	11	C-S	
42	EXISTING	LUMACURVE	2	2		C	-	Y	1	11	C-S	
43	EXISTING	LUMACURVE	1	3	C 3		L,R	Y,Y	2	11	3/21	
44	EXISTING	LUMACURVE	1	2	C		Y	-	1	11	C-S	
45	EXISTING	LUMACURVE	2	2		B	-	Y	1	8	B	
46	EXISTING	LUMACURVE	1	3	D 3- 21	D	L,R,R	Y,Y,L	3	11	3/21	
47	EXISTING	LUMACURVE	2	2		D	-	Y	1	9	D	
48	EXISTING	LUMACURVE	1	3	3		Y	-	1	9	3/21	
49	EXISTING	LUMACURVE	1	2	A C A		Y,L,Y	-	3	9	A-C	
50L	EXISTING	LUMACURVE	1	3	A 21 -3	A	L,R,R	Y,Y,L	3	9	3/21	
51	EXISTING	LUMACURVE	2	2	A		Y	-	1	9	A-C	
52	EXISTING	LUMACURVE	2	2		A	-	Y	1	9	AE	
53L	EXISTING	LUMACURVE	1	3	A 3- 21	A	L,R,R	Y,Y,L	3	9	3/21	
54	EXISTING	LUMACURVE	2	2	D		Y	-	1	9	D	
55	EXISTING				DLH-VIAC 112.6 "CH 73" 345/165 09E-21MM		Y		1	7		
56	EXISTING	LUMACURVE	2	2	C		Y	-	1	9	C-N	
57	EXISTING	LUMACURVE	2	3	9- 27	A	R,R	Y,Y	2	9	MHS	
58	REMOVED											
59	EXISTING	LUMACURVE	2	3	C	21 -3	-,Y	R,R	2	9	3/21	
60	EXISTING	LUMACURVE	2	3	21 -3	C	R,R	Y,-	2	9	3/21	
61	EXISTING	LUMACURVE	1	3	ILS		R	Y	1	9	MHS	
62	EXISTING	LUMACURVE	2	3	27 -9		R,R	-,-	2	9	MHS	
63L	NEW	LUMACURVE	2	3	E		Y	-	1	10	MIL	
64	EXISTING	LUMACURVE	1	2	D		L	-	1	9	D	
65	EXISTING	LUMACURVE	2	2	A		Y	-	1	9	AE	
66L	EXISTING	LUMACURVE	2	3	3- 21		R,R	-,-	2	9	3/21	
67L	NEW	LUMACURVE	1	3	A5	A	Y,Y	L,-	2	10	A5	
68	NEW	LUMACURVE	2	2		A5	-,-	Y,Y	2	10	A5	
69L	NEW	LUMACURVE	1	3	A5 27		L,R	Y,Y	2	10	MIL	
70L	NEW	LUMACURVE	1	3	A5 A		L,Y,Y	-,-,-	3	10	A5	
71L	NEW	LUMACURVE	1	3	A ILS		L,R	Y,Y	2	10	MHS	
72	REMOVED											
73	NEW	LUMACURVE	1	3	A	H	Y	L	1	10	MHS	
74L	REPLACE	LUMACURVE	1	3	27 - AP CH		R,R,R,R	Y,Y,-,-	4	10	MHS	REPLACE W/ SIGN 129

FAA APPROVAL: _____ DATE: _____



DULUTH INTERNATIONAL AIRPORT
2021 AIRFIELD SIGNAGE & MARKING PLAN
DULUTH, MN

1	MAY 2016
2	JUNE 2017
3	SEPTEMBER 2019
4	JUNE 2020
5	JUNE 2021
NUMBER	DATE
	AMENDMENT

SHEET TITLE
SIGN TABLE
EXHIBIT 4

SHEET
3

s:\AED\Dual\Common\duluth international\part 139 signs\2021\PLANS\2021 DLH SIGNS_SIGN TABLE.dwg 6/25/2021 9:50 AM slatterman

SIGN SCHEDULE


SIGN NO.	STATUS	MANUFACTURER	SIZE	STYLE	LEGEND		TYPE		NO. OF MODULES	SHEET NO.	ELECTRICAL CIRCUIT	DATE REPLACED
					SIDE 1	SIDE 2	SIDE 1	SIDE 2				
75L	NEW	LUMACURVE	1	3	E ILS		L,R	Y,Y	2	10	MHS	
76L	NEW	LUMACURVE	1	3	E 27		L,R	Y,Y	2	10	MHS	
77L	REPLACE	LUMACURVE	1	3	27 - AP CH		R,R,R,R	Y,Y,-,-	4	10	MHS	REPLACE W/ SIGN 130
78L	NEW	LUMACURVE	1	3	H ILS		L,R	Y,Y	2	10	MHS	
79L	NEW	LUMACURVE	1	3		ILS E	Y,Y	R,L	2	10	MHS	
80	EXISTING	LUMACURVE	2	2	← C1		Y,Y	-,-	2	12	C-N	
81	EXISTING	LUMACURVE	1	3	← C C1	21 -3 C1	-Y,L	R,R,L	3	12	3/21	
82	EXISTING	LUMACURVE	1	2	C C1 →	C	L,Y,Y	L,-,-	3	13	C-2	
83	EXISTING	LUMACURVE	1	3	C1 21 -3	C1	L,R,R	Y,Y,L	3	12	3/21	
84	REMOVED											
85	EXISTING	LUMACURVE	2	2		C1 →	-,-	Y,Y	2	12	C-N	
86	EXISTING	LUMACURVE	1	2	← C A C →	A	Y,L,Y	L,-,-	3	9	A-C	
87	EXISTING	LUMACURVE	2	2	← C		Y	-	1	12	C-N	
88	EXISTING	LUMACURVE	2	2		F →	-	Y	1	12	F	
89	EXISTING	LUMACURVE	1	3	F 21	F	-L,R	Y,Y,L	3	12	3/21	
90	EXISTING	LUMACURVE	1	2	F		L	-	1	12	F	
91	REMOVED											
92	EXISTING	LUMACURVE	1	3	C 27 -9	C	L,R,R	Y,Y,L	3	9	MHS	
93	EXISTING	LUMACURVE	1	3	C 21	C	-L,R	Y,Y,L	3	12	3/21	
94	EXISTING	CROUSE HINDS	4	2	1	4	B	B	1	12	3/21 DTG	
95	EXISTING	CROUSE HINDS	4	2	4	1	B	B	1	12	3/21 DTG	
96	EXISTING	CROUSE HINDS	4	2	2	3	B	B	1	13	3/21 DTG	
97	EXISTING	CROUSE HINDS	4	2	3	2	B	B	1	12	3/21 DTG	
98	EXISTING	CROUSE HINDS	4	2	2	3	B	B	1	9	3/21 DTG	
99	EXISTING	CROUSE HINDS	4	2	4	1	B	B	1	9	3/21 DTG	
100	EXISTING	CROUSE HINDS	4	2	1	4	B	B	1	9	3/21 DTG	
101L	EXISTING	LUMACURVE	4	2	9	1	B	B	1	9	9/27 DTG	
102	REMOVED											
103L	EXISTING	LUMACURVE	4	2	8	2	B	B	1	9	9/27 DTG	
104L	EXISTING	LUMACURVE	4	2	2	8	B	B	1	9	9/27 DTG	
105	REMOVED											
106L	EXISTING	LUMACURVE	4	2	3	7	B	B	1	9	9/27 DTG	
107L	EXISTING	LUMACURVE	4	2	6	4	B	B	1	8	9/27 DTG	
108L	EXISTING	LUMACURVE	4	2	4	6	B	B	1	8	9/27 DTG	
109L	EXISTING	LUMACURVE	4	2	5	5	B	B	1	8	9/27 DTG	
110L	EXISTING	LUMACURVE	4	2	5	5	B	B	1	8	9/27 DTG	
111L	EXISTING	LUMACURVE	4	2	4	6	B	B	1	7	9/27 DTG	

NOTE: SEE SHEET 5 FOR NOTES AND LEGEND.

SIGN SCHEDULE

SIGN NO.	STATUS	MANUFACTURER	SIZE	STYLE	LEGEND		TYPE		NO. OF MODULES	SHEET NO.	ELECTRICAL CIRCUIT	DATE REPLACED
					SIDE 1	SIDE 2	SIDE 1	SIDE 2				
112L	EXISTING	LUMACURVE	4	2	6	4	B	B	1	7	9/27 DTG	
113L	EXISTING	LUMACURVE	4	2	3	7	B	B	1	7	9/27 DTG	
114L	EXISTING	LUMACURVE	4	2	7	3	B	B	1	7	9/27 DTG	
115L	EXISTING	LUMACURVE	4	2	2	8	B	B	1	7	9/27 DTG	
116L	EXISTING	LUMACURVE	4	2	8	2	B	B	1	7	9/27 DTG	
117L	EXISTING	LUMACURVE	4	2	1	9	B	B	1	7	9/27 DTG	
118L	EXISTING	LUMACURVE	4	2	9	1	B	B	1	6	9/27 DTG	
119	EXISTING	LUMACURVE	1	2	B →	APRON ↑	-,-,Y	Y,Y,Y	3	13	B	
120	EXISTING	LUMACURVE	1	2	← APRON		Y,Y,Y	-,-,-	3	13	B	
121	REMOVED											
122	REMOVED											
123	EXISTING	LUMACURVE	1	2	← APR ON		Y,Y,Y	-,-,-	3	14	B	
124	EXISTING	LUMACURVE	1	2		← B →	-,-	Y,Y	2	14	B	
125	EXISTING	LUMACURVE	1	2		APRON →	-,-,-	Y,Y,Y	3	14	B	
126L	NEW	LUMACURVE	1	3	MI L AC FT ON LY		Y,Y,Y,Y,Y	-,-,-,-,-	6	10	MIL	
127L	NEW	LUMACURVE	1	3	A A5 →	MI L AC FT ON LY	-,-,-,L,Y,Y	Y,Y,Y,Y,Y	6	10	A5	
128L	NEW	LUMACURVE	1	3	MI L AC FT ON LY	A5 → A	Y,Y,Y,Y,Y	Y,Y,L,-,-,-	6	10	A5	
NUMBERS 129-149 RESERVED FOR FUTURE AIRFIELD SIGNS												
150	EXISTING	SURFACE PAINTED SIGN			9	9			N/A	N/A	N/A	6
151	EXISTING	SURFACE PAINTED SIGN			9-27	9-27			N/A	N/A	N/A	7
152	EXISTING	SURFACE PAINTED SIGN			27-9	27-9			N/A	N/A	N/A	8
153	EXISTING	SURFACE PAINTED SIGN			9-27	9-27			N/A	N/A	N/A	8
154	EXISTING	SURFACE PAINTED SIGN			9-27	9-27			N/A	N/A	N/A	9
155	EXISTING	SURFACE PAINTED SIGN			9-27	9-27			N/A	N/A	N/A	9
156	EXISTING	SURFACE PAINTED SIGN			21-3	21-3			N/A	N/A	N/A	9
157	EXISTING	SURFACE PAINTED SIGN			3-21	3-21			N/A	N/A	N/A	9
158	EXISTING	SURFACE PAINTED SIGN			27-9	27-9			N/A	N/A	N/A	9
159	EXISTING	SURFACE PAINTED SIGN			21-3	21-3			N/A	N/A	N/A	9,11
160	NEW	SURFACE PAINTED SIGN			27	27			N/A	N/A	N/A	10
161	EXISTING	SURFACE PAINTED SIGN			27-APCH	27-APCH			N/A	N/A	N/A	10
162	NEW	SURFACE PAINTED SIGN			27	27			N/A	N/A	N/A	10
163	REMOVED											
164	EXISTING	SURFACE PAINTED SIGN			3	3			N/A	N/A	N/A	11
165	EXISTING	SURFACE PAINTED SIGN			3-21	3-21			N/A	N/A	N/A	11
166	EXISTING	SURFACE PAINTED SIGN			21-3				N/A	N/A	N/A	12
167	EXISTING	SURFACE PAINTED SIGN			21				N/A	N/A	N/A	12
168	EXISTING	SURFACE PAINTED SIGN			21	21			N/A	N/A	N/A	12

FAA APPROVAL: _____ DATE: _____



DULUTH INTERNATIONAL AIRPORT
2021 AIRFIELD SIGNAGE & MARKING PLAN
DULUTH, MN

1	MAY 2016
2	JUNE 2017
3	SEPTEMBER 2019
4	JUNE 2020
5	JUNE 2021
NUMBER	DATE
AMENDMENT	

SHEET TITLE
SIGN TABLE
EXHIBIT 4

SIGN SCHEDULE

SIGN NO.	STATUS	MANUFACTURER	SIZE	STYLE	LEGEND		TYPE		NO. OF MODULES	SHEET NO.	ELECTRICAL CIRCUIT	DATE REPLACED
					SIDE 1	SIDE 2	SIDE 1	SIDE 2				
169	NEW	SURFACE PAINTED SIGN			← A5		N/A	N/A	N/A	10		
170	EXISTING	SURFACE PAINTED SIGN			↖ C		N/A	N/A	N/A	9		
171	EXISTING	SURFACE PAINTED SIGN			C ↗		N/A	N/A	N/A	9		
172	EXISTING	SURFACE PAINTED SIGN			G →		N/A	N/A	N/A	9		
173	EXISTING	SURFACE PAINTED SIGN			← C		N/A	N/A	N/A	9		
174	EXISTING	SURFACE PAINTED SIGN			G ↗		N/A	N/A	N/A	9		

NUMBERS 175-199 RESERVED FOR FUTURE SURFACE PAINTED SIGNS

SIGN SCHEDULE

SIGN NO.	STATUS	LEGEND			TYPE			SHEET NO.	COMMENTS
		SIGN 1	SIGN 2	SIGN 3	SIGN 1	SIGN 2	SIGN 3		
200	EXISTING	STOP	DO NOT PROCEED CONTACT ATC	9	SEE AC/150/5340-18 FIGURE 14A FOR DETAILS	SEE AC/150/5340-18 FIGURE 14C FOR DETAILS	SEE AC/150/5340-18 FIGURE 14 FOR DETAILS	6	
201	EXISTING	STOP	DO NOT PROCEED CONTACT ATC	27-9	SEE AC/150/5340-18 FIGURE 14A FOR DETAILS	SEE AC/150/5340-18 FIGURE 14C FOR DETAILS	SEE AC/150/5340-18 FIGURE 14 FOR DETAILS	6	
202	EXISTING	STOP	DO NOT PROCEED CONTACT ATC	27-9	SEE AC/150/5340-18 FIGURE 14A FOR DETAILS	SEE AC/150/5340-18 FIGURE 14C FOR DETAILS	SEE AC/150/5340-18 FIGURE 14 FOR DETAILS	6	
203	EXISTING	STOP	DO NOT PROCEED CONTACT ATC	9-27	SEE AC/150/5340-18 FIGURE 14A FOR DETAILS	SEE AC/150/5340-18 FIGURE 14C FOR DETAILS	SEE AC/150/5340-18 FIGURE 14 FOR DETAILS	6	
204	EXISTING	STOP	DO NOT PROCEED CONTACT ATC	← A →	SEE AC/150/5340-18 FIGURE 14A FOR DETAILS	SEE AC/150/5340-18 FIGURE 14C FOR DETAILS	SEE AC/150/5340-18 FIGURE 14 FOR DETAILS	6	
205	EXISTING	STOP	DO NOT PROCEED CONTACT ATC	← A →	SEE AC/150/5340-18 FIGURE 14A FOR DETAILS	SEE AC/150/5340-18 FIGURE 14C FOR DETAILS	SEE AC/150/5340-18 FIGURE 14 FOR DETAILS	7	
206	EXISTING	STOP	DO NOT PROCEED CONTACT ATC	← B ↗	SEE AC/150/5340-18 FIGURE 14A FOR DETAILS	SEE AC/150/5340-18 FIGURE 14C FOR DETAILS	SEE AC/150/5340-18 FIGURE 14 FOR DETAILS	14	
207	EXISTING	STOP	DO NOT PROCEED CONTACT ATC	27-9	SEE AC/150/5340-18 FIGURE 14A FOR DETAILS	SEE AC/150/5340-18 FIGURE 14C FOR DETAILS	SEE AC/150/5340-18 FIGURE 14 FOR DETAILS	9	
208	EXISTING	STOP	DO NOT PROCEED CONTACT ATC	9-27	SEE AC/150/5340-18 FIGURE 14A FOR DETAILS	SEE AC/150/5340-18 FIGURE 14C FOR DETAILS	SEE AC/150/5340-18 FIGURE 14 FOR DETAILS	9	
209	EXISTING	STOP	DO NOT PROCEED CONTACT ATC	← A →	SEE AC/150/5340-18 FIGURE 14A FOR DETAILS	SEE AC/150/5340-18 FIGURE 14C FOR DETAILS	SEE AC/150/5340-18 FIGURE 14 FOR DETAILS	9	
210	EXISTING	STOP	DO NOT PROCEED CONTACT ATC	27-9	SEE AC/150/5340-18 FIGURE 14A FOR DETAILS	SEE AC/150/5340-18 FIGURE 14C FOR DETAILS	SEE AC/150/5340-18 FIGURE 14 FOR DETAILS	9	
211	EXISTING	STOP	DO NOT PROCEED CONTACT ATC	← C →	SEE AC/150/5340-18 FIGURE 14A FOR DETAILS	SEE AC/150/5340-18 FIGURE 14C FOR DETAILS	SEE AC/150/5340-18 FIGURE 14 FOR DETAILS	12	
212	EXISTING	STOP	DO NOT PROCEED CONTACT ATC	← F →	SEE AC/150/5340-18 FIGURE 14A FOR DETAILS	SEE AC/150/5340-18 FIGURE 14C FOR DETAILS	SEE AC/150/5340-18 FIGURE 14 FOR DETAILS	12	
213	EXISTING	STOP	DO NOT PROCEED CONTACT ATC	← B →	SEE AC/150/5340-18 FIGURE 14A FOR DETAILS	SEE AC/150/5340-18 FIGURE 14C FOR DETAILS	SEE AC/150/5340-18 FIGURE 14 FOR DETAILS	13	

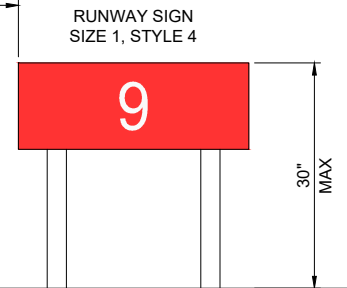
FUTURE / PROPOSED SIGN SCHEDULE

SIGN NO.	STATUS	MANUFACTURER	SIZE	STYLE	LEGEND		TYPE		NO. OF MODULES	SHEET NO.	SIGN TO BE REPLACED
					SIDE 1	SIDE 2	SIDE 1	SIDE 2			
129	PROPOSED	LIGHTED SIGN	1	3	09 DE P - 27 AP CH	*****	R,R,R,R,R,R	Y,Y,-,-,-,-	N/A	10	74L
130	PROPOSED	LIGHTED SIGN	1	3	27 AP CH - 09 DE P	*****	R,R,R,R,R,R	Y,Y,-,-,-,-	N/A	10	77L

STOP SIGN
SEE AC/150/5340-18 FIGURE 14A FOR DETAILS



INSTRUCTION SIGN
SEE AC/150/5340-18 FIGURE 14C FOR DETAILS



NOTES:

- A. THE SIGN SCHEDULE PROVIDES THE DESCRIPTIONS AND LEGENDS FOR THE ENTIRE SIGN, REGARDLESS IF A SIGN IS EXISTING TO BE MODIFIED, EXTENDED OR ALL NEW. REFER TO THE PLAN DRAWINGS TO DETERMINE THE DISPOSITION FOR EACH SIGN.
- B. "SIDE 1" MEANS THE FRONT FACE OF A SIGN AS YOU APPROACH THE SIGN ALONG A RUNWAY OR TAXIWAY CENTERLINE AND THE SIGN IS ON THE LEFT. "SIDE 2" IS THE OPPOSITE SIDE.
- C. THERE ARE PROVISIONS IN THE GUIDANCE SIGN SCHEDULE FOR 3 SEPARATE LEGENDS. THE PURPOSE IS TO ISOLATE THE BACKGROUND COLORS LEFT AND RIGHT OF THE CENTER BACKGROUND COLORS (DETAIL A). A LEGEND SPACE THAT IS LEFT BLANK, MEANS THAT THAT SECTION OF THE SIGN ARRAY IS NOT REQUIRED.

SIGN TYPE LEGEND:

- Y = L-858Y DIRECTION, DESTINATION AND BOUNDARY SIGNS
- R = L-858R MANDATORY INSTRUCTION SIGNS
- L = L-858L RUNWAY AND TAXIWAY LOCATION SIGNS
- B = L-858B RUNWAY DISTANCE REMAINING SIGNS



FAA APPROVAL: _____ DATE: _____

s:\AEID\Dual\Common\duluth international\part_139_signs\2021\PLANS\2021_DLH_SIGNS_SIGN_TABLE.dwg 6/25/2021 9:50 AM slutterman

3535 MADRAS CENTER DR
DULUTH, MN 55810
TEL: 800-451-4500
FAX: 800-451-4500
WWW.SEHINC.COM



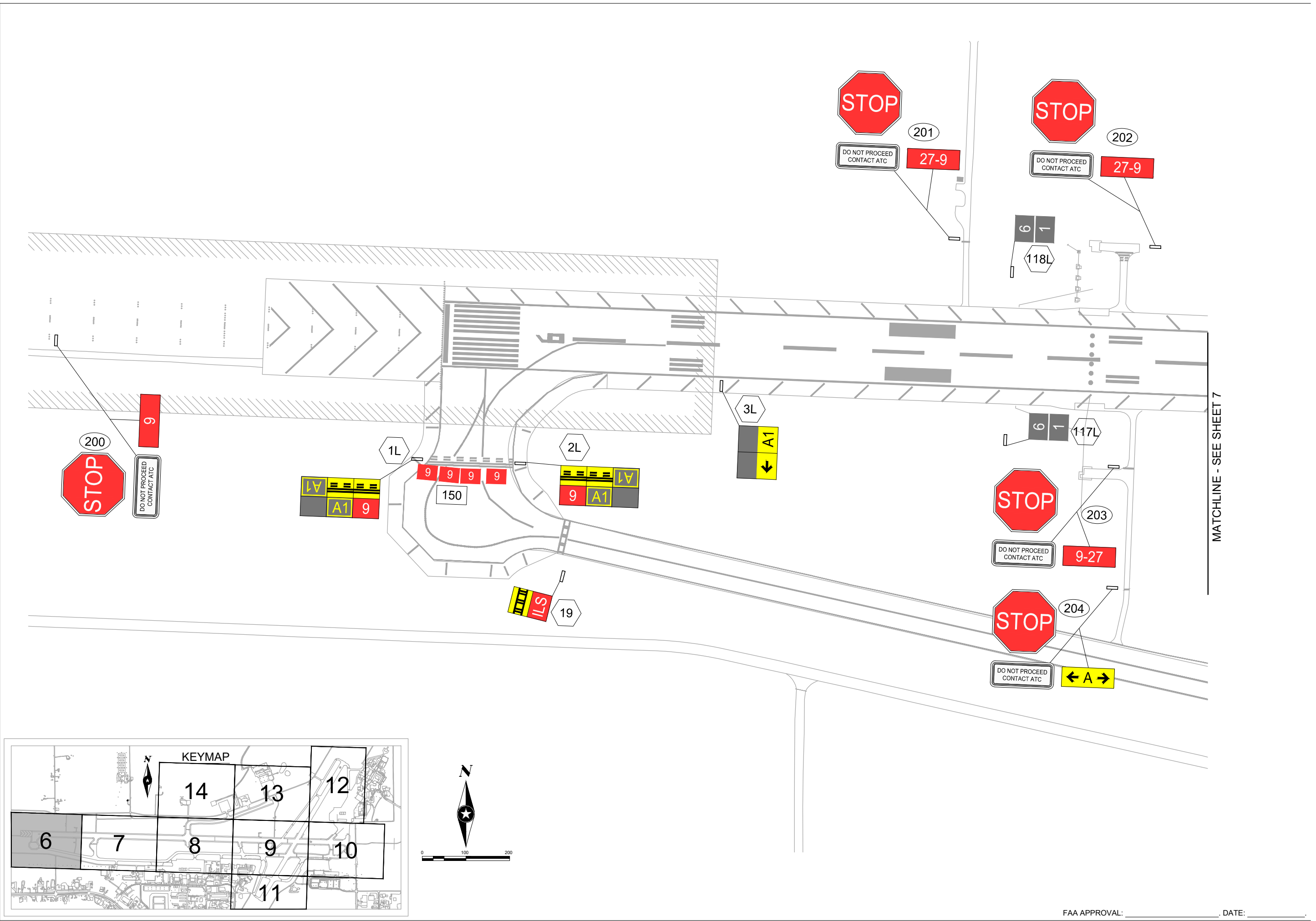
DULUTH INTERNATIONAL AIRPORT
2021 AIRFIELD SIGNAGE & MARKING PLAN
DULUTH, MN

1	MAY 2016	
2	JUNE 2017	
3	SEPTEMBER 2019	
4	JUNE 2020	
5	JUNE 2021	
	NUMBER	DATE
	AMENDMENT	

SHEET TITLE
SIGN TABLE
EXHIBIT 4

SHEET
5

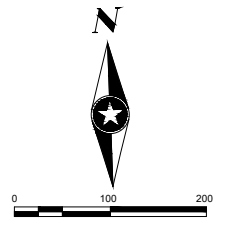
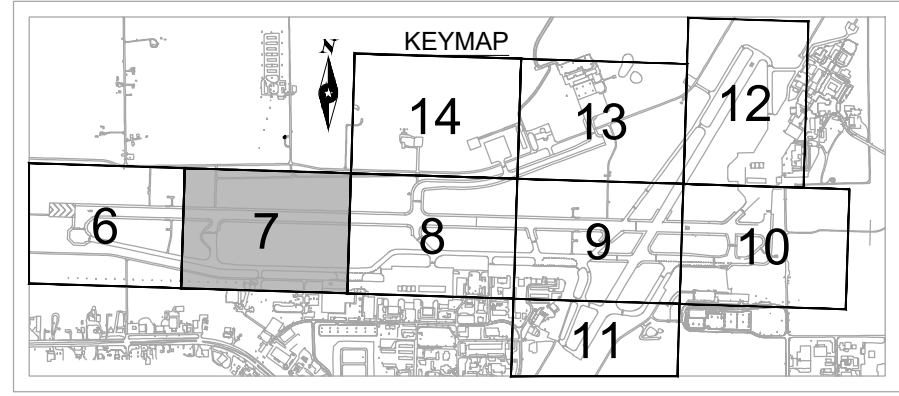
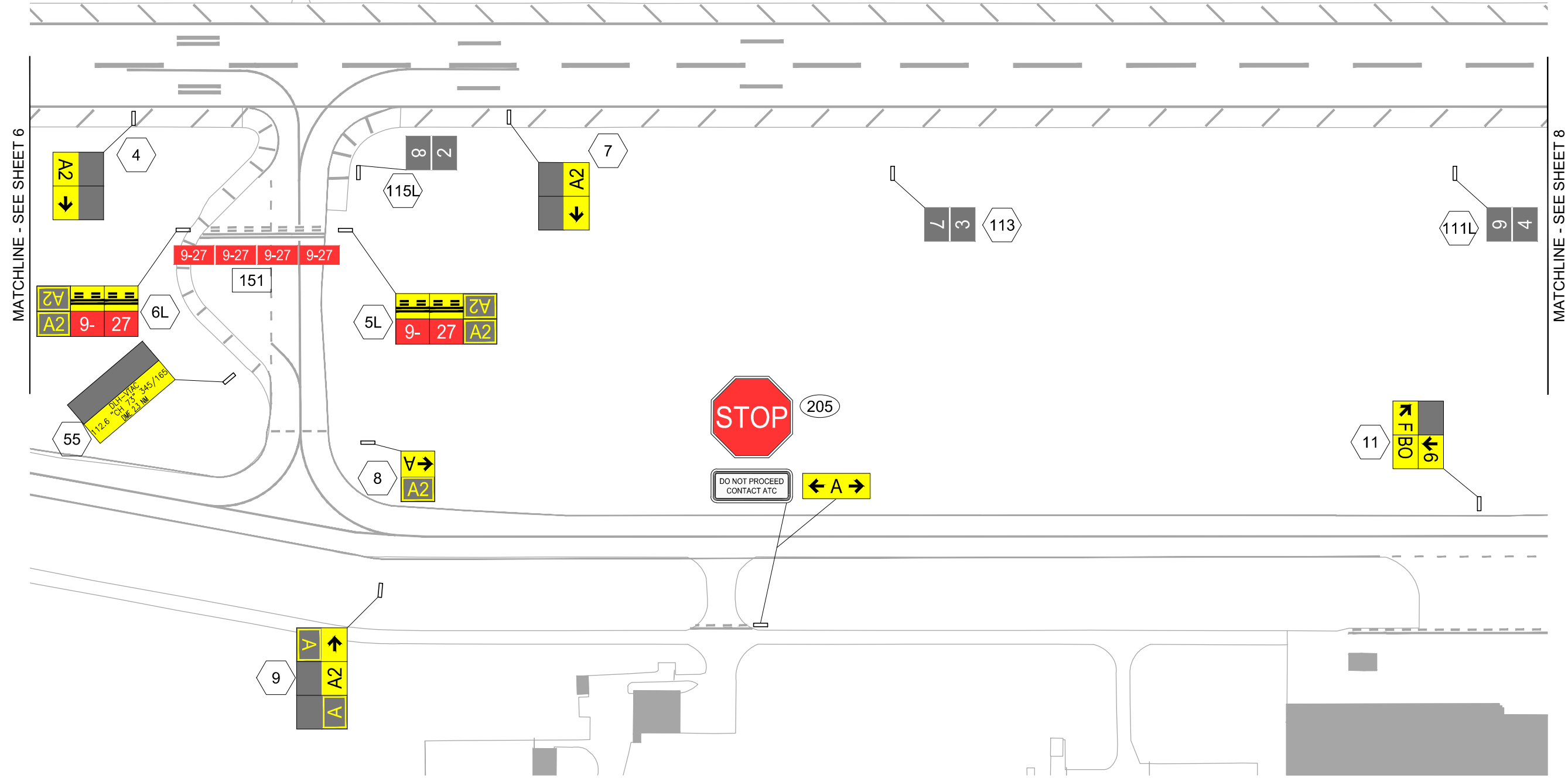
s:\AEID\DualCommon\duluth international\part 139 signs\2021\PLANS\2021 DLH SIGNS_PLAN.dwg 6/25/2021 10:52 AM slutteman



NUMBER	AMENDMENT	DATE
1		MAY 2016
2		JUNE 2017
3		SEPTEMBER 2019
4		JUNE 2020
5		JUNE 2021

FAA APPROVAL: _____ DATE: _____

s:\AEID\Dual\Common\duluth international\part 139 signs\2021\PLANS\2021 DLH SIGNS_PLAN.dwg 6/25/2021 10:52 AM sluterman



DULUTH INTERNATIONAL AIRPORT
 2021 AIRFIELD SIGNAGE & MARKING PLAN
 DULUTH, MN

NUMBER	AMENDMENT	DATE
1		MAY 2016
2		JUNE 2017
3		SEPTEMBER 2019
4		JUNE 2020
5		JUNE 2021

SHEET TITLE
 AIRFIELD SIGN & PAVEMENT
 MARKING PLAN
 EXHIBIT 4

SHEET
 7

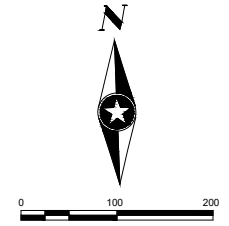
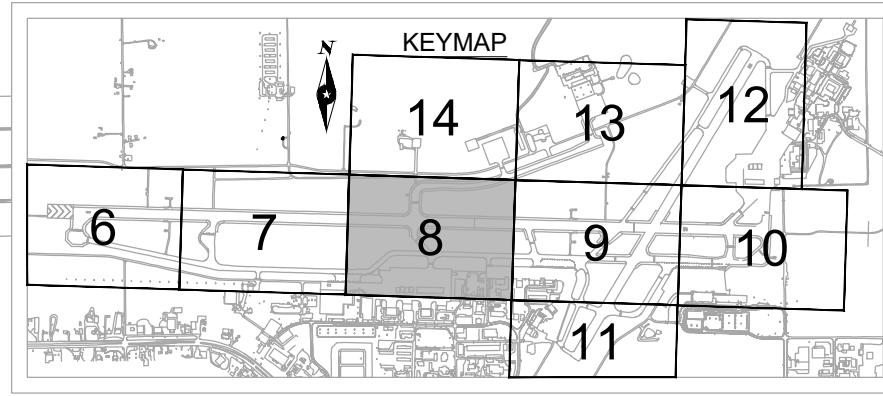
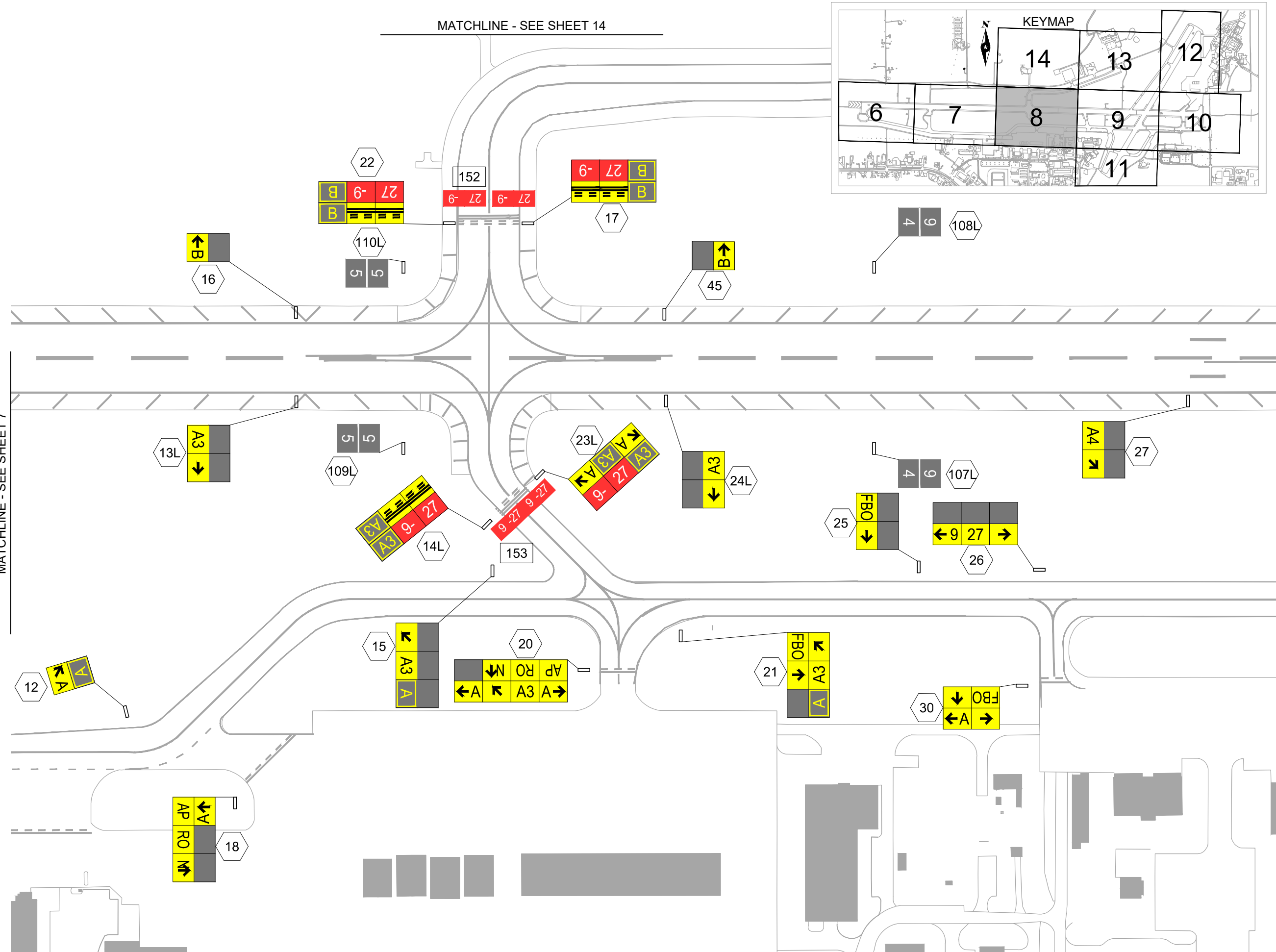
FAA APPROVAL: _____ DATE: _____

s:\AEID\Dual\Common\duluth international\part 139 signs\2021\PLANS\2021 DLH SIGNS_PLAN.dwg 6/25/2021 10:52 AM slutteman

MATCHLINE - SEE SHEET 7

MATCHLINE - SEE SHEET 14

MATCHLINE - SEE SHEET 9



DULUTH INTERNATIONAL AIRPORT
 2021 AIRFIELD SIGNAGE & MARKING PLAN
 DULUTH, MN

NUMBER	DATE	AMENDMENT
1	MAY 2016	
2	JUNE 2017	
3	SEPTEMBER 2019	
4	JUNE 2020	
5	JUNE 2021	

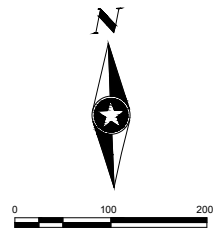
SHEET TITLE
 AIRFIELD SIGN & PAVEMENT
 MARKING PLAN
 EXHIBIT 4

SHEET
 8

FAA APPROVAL: _____ DATE: _____

s:\AEID\Dual\Common\duluth international\part 139 signs\2021\PLANS\2021 DLH SIGNS_PLAN.dwg 6/25/2021 10:52 AM sluterman

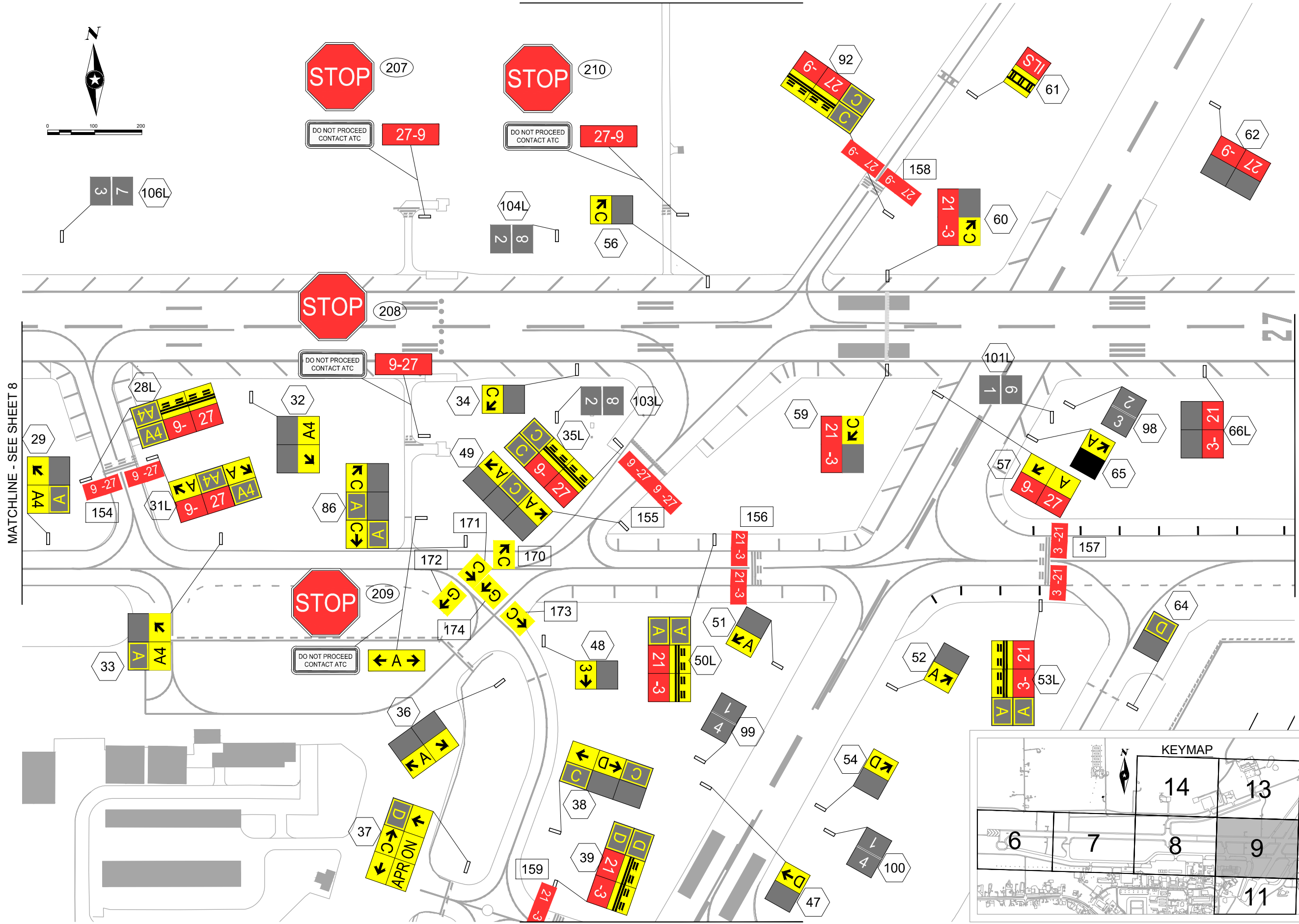
MATCHLINE - SEE SHEET 13



MATCHLINE - SEE SHEET 8

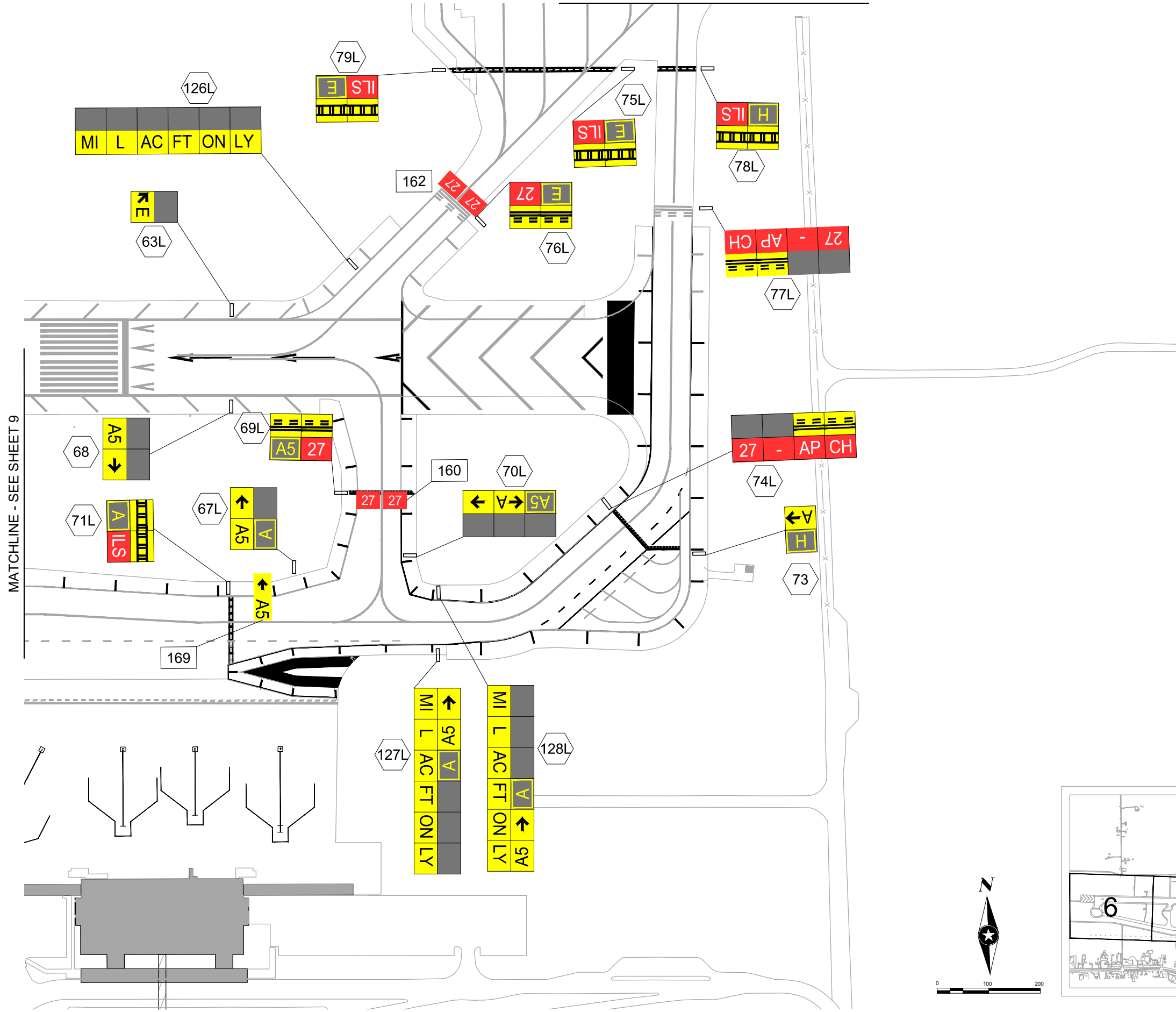
MATCHLINE - SEE SHEET 10

MATCHLINE - SEE SHEET 11

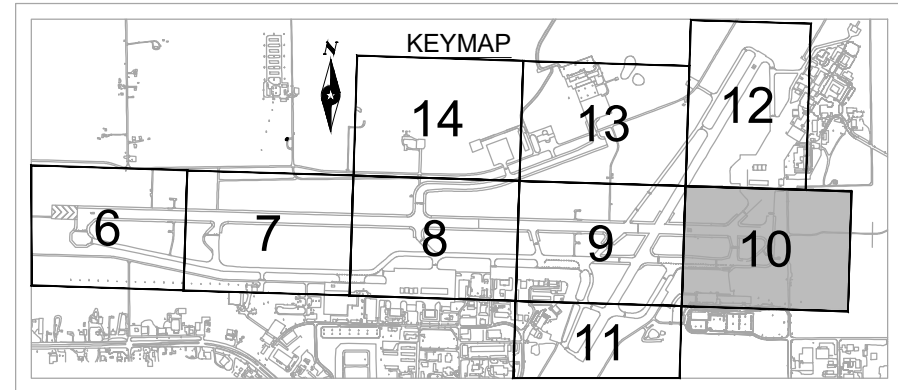
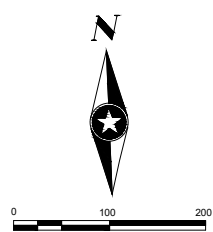


s:\AEID\Dual\Common\duluth international\part 139 signs\2021\PLANS\2021 DLH SIGNS_PLAN.dwg 6/25/2021 10:52 AM sluterman

MATCHLINE - SEE SHEET 12



MATCHLINE - SEE SHEET 9



FAA APPROVAL: _____ DATE: _____



DULUTH INTERNATIONAL AIRPORT
 2021 AIRFIELD SIGNAGE & MARKING PLAN
 DULUTH, MN

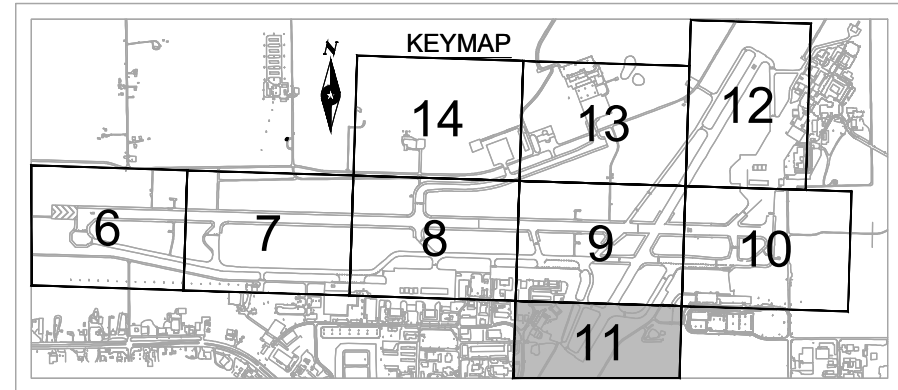
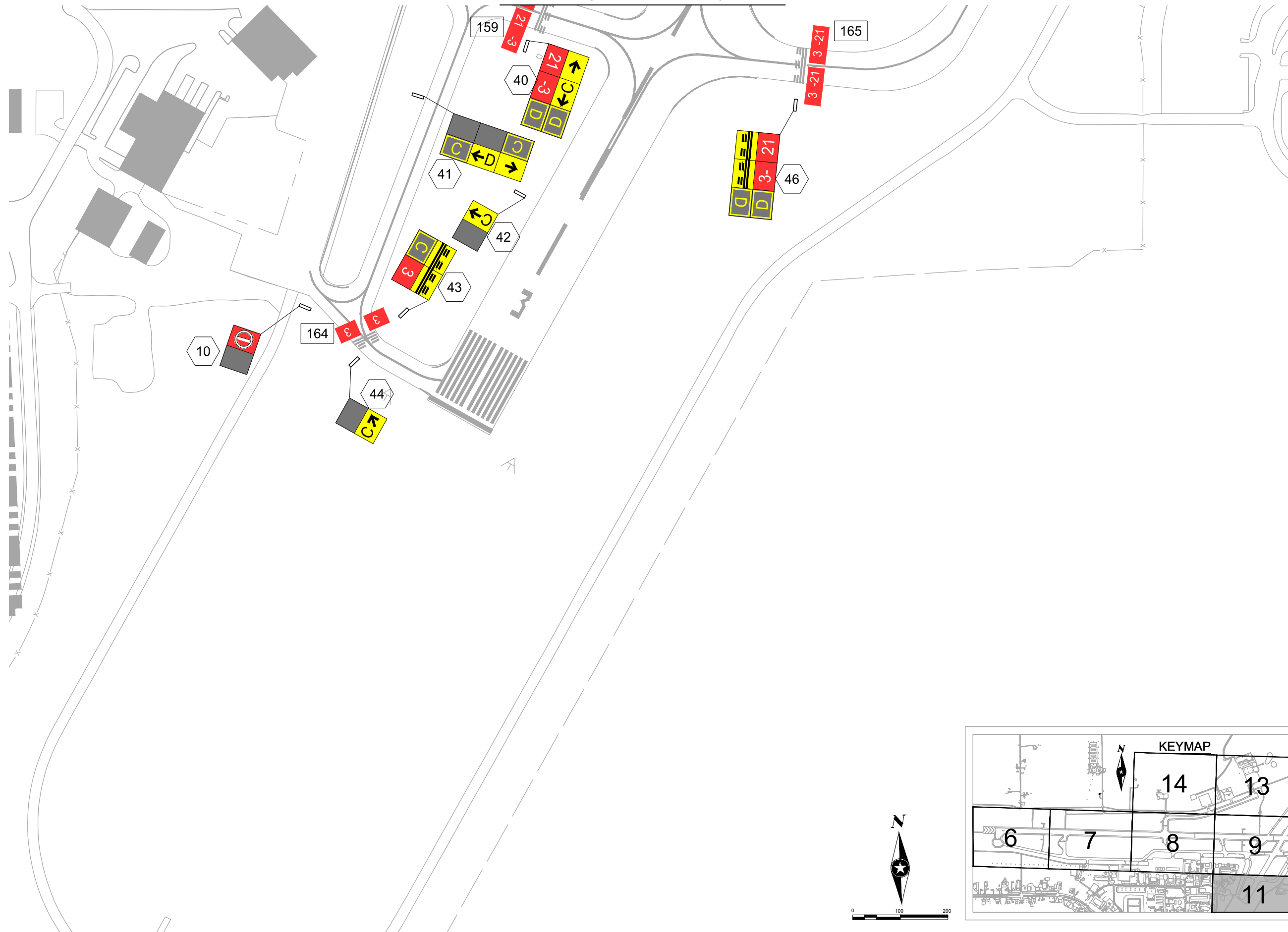
NUMBER	DATE	AMENDMENT
1	MAY 2016	
2	JUNE 2017	
3	SEPTEMBER 2019	
4	JUNE 2020	
5	JUNE 2021	

SHEET TITLE
 AIRFIELD SIGN & PAVEMENT
 MARKING PLAN
 EXHIBIT 4

SHEET
 10

s:\AEID\Dual\Common\duluth international\part 139 signs\2021\PLANS\2021 DLH SIGNS_PLAN.dwg 6/25/2021 10:52 AM slutteman

MATCHLINE - SEE SHEET 9



3535 MADRAS CENTER DR
 PAUL, MN 55110
 FAX: 651-480-2160
 WAITS: 651-480-2055
 www.sehinc.com



DULUTH INTERNATIONAL AIRPORT
 2021 AIRFIELD SIGNAGE & MARKING PLAN
 DULUTH, MN

NUMBER	DATE	AMENDMENT
1	MAY 2016	
2	JUNE 2017	
3	SEPTEMBER 2019	
4	JUNE 2020	
5	JUNE 2021	

SHEET TITLE
 AIRFIELD SIGN & PAVEMENT
 MARKING PLAN
 EXHIBIT 4

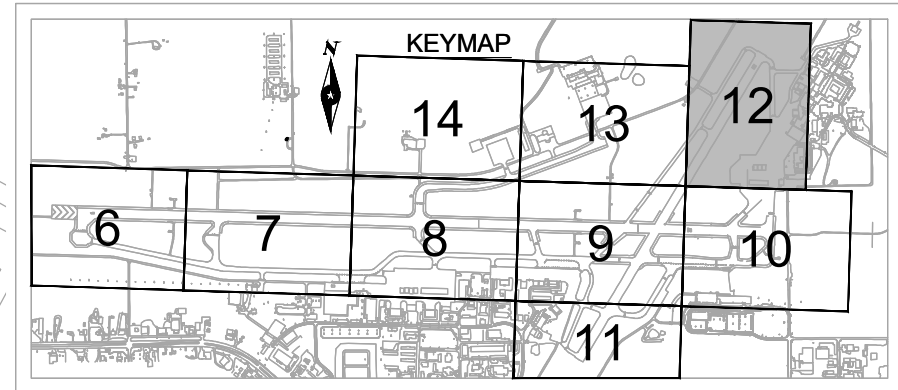
SHEET
 11

FAA APPROVAL: _____ DATE: _____

s:\AEID\Dual\Common\duluth international\part 139 signs\2021\PLANS\2021 DLH SIGNS_PLAN.dwg 6/25/2021 10:52 AM slutteman

MATCHLINE - SEE SHEET 10

MATCHLINE - SEE SHEET 13



FAA APPROVAL: _____ DATE: _____



DULUTH INTERNATIONAL AIRPORT
2021 AIRFIELD SIGNAGE & MARKING PLAN
DULUTH, MN

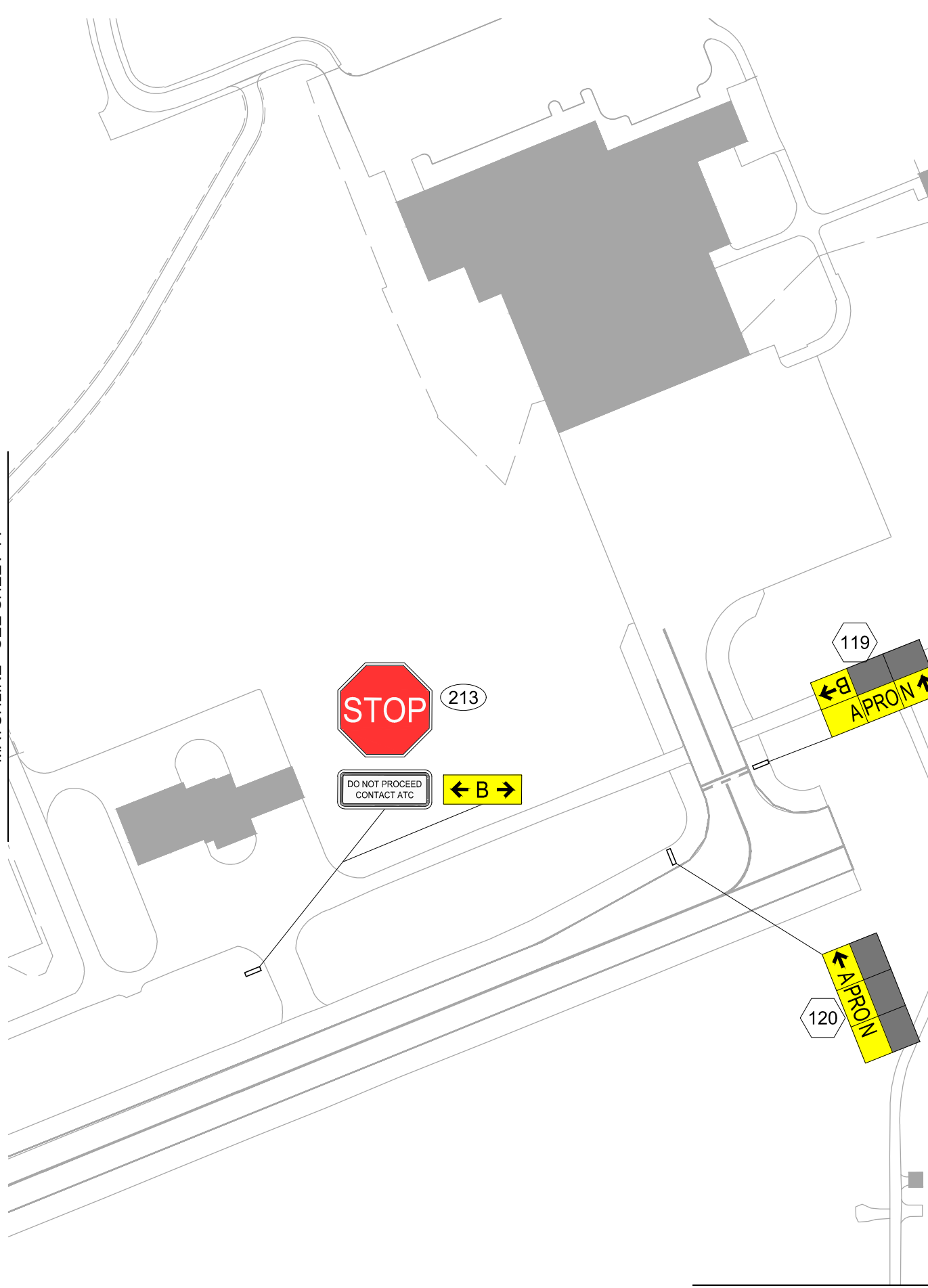
NUMBER	DATE	AMENDMENT
1	MAY 2016	
2	JUNE 2017	
3	SEPTEMBER 2019	
4	JUNE 2020	
5	JUNE 2021	

SHEET TITLE
AIRFIELD SIGN & PAVEMENT
MARKING PLAN
EXHIBIT 4

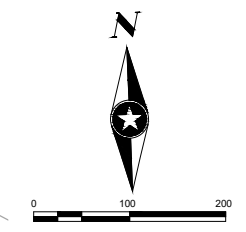
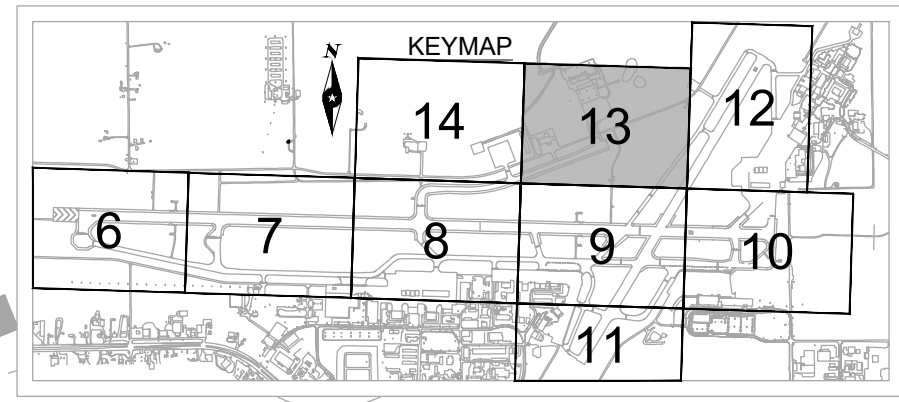
SHEET
12

s:\AEID\Dual\Common\duluth international\part 139 signs\2021\PLANS\2021 DLH SIGNS_PLAN.dwg 6/25/2021 10:52 AM sluterman

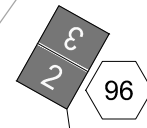
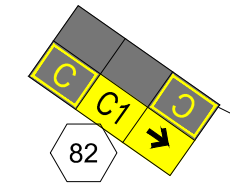
MATCHLINE - SEE SHEET 14



MATCHLINE - SEE SHEET 9



MATCHLINE - SEE SHEET 12



FAA APPROVAL: _____ DATE: _____

3535 MADRAS CENTER DR
 FOND DU LAC, WI 53710
 PH: 920.922.2100
 FAX: 920.922.2160
 WWW: www.sehinc.com

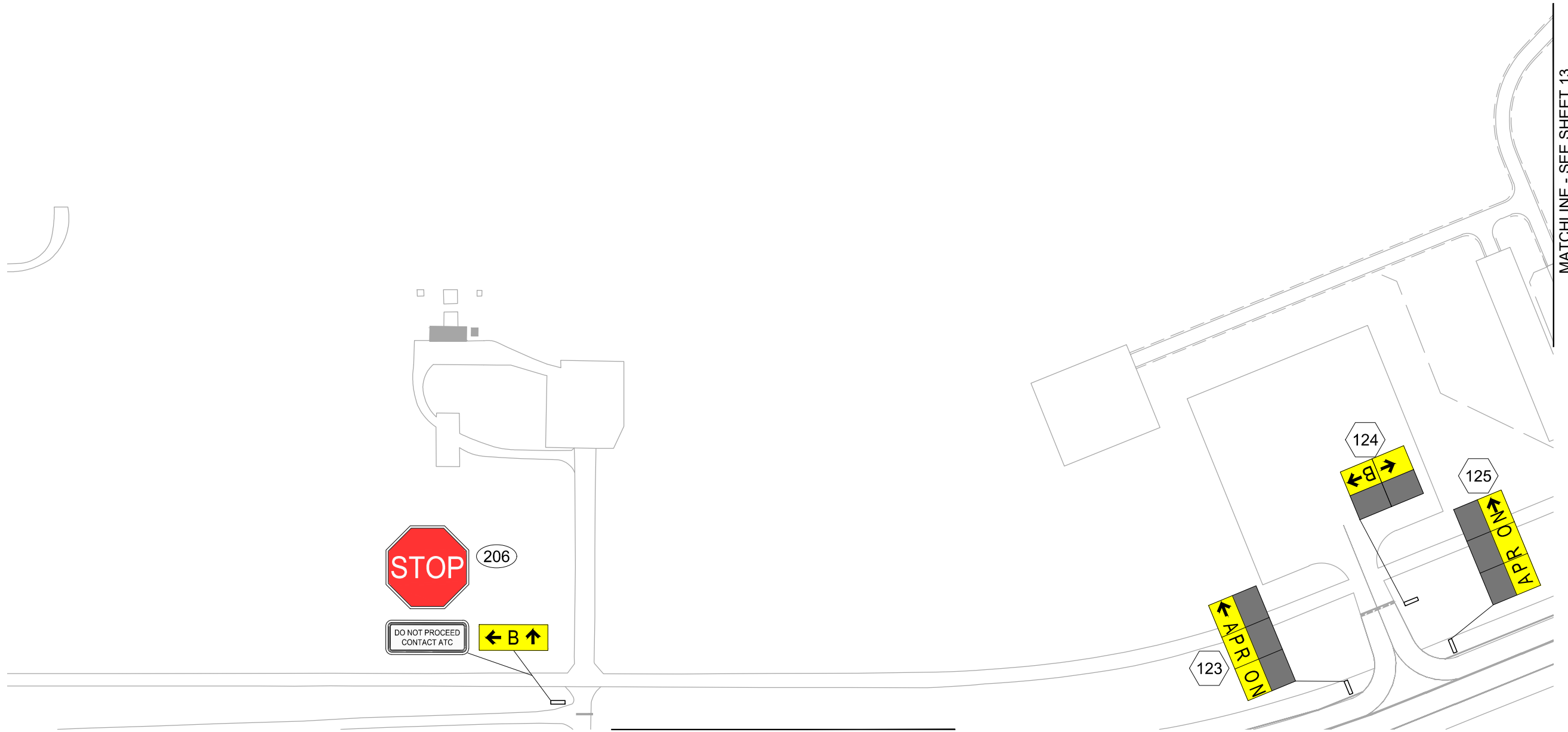
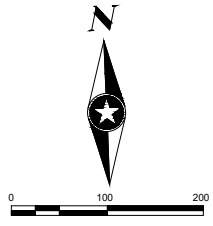
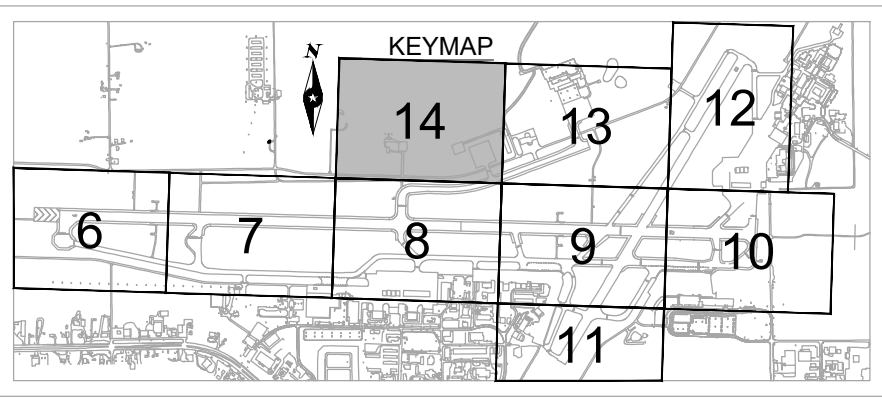
DULUTH INTERNATIONAL AIRPORT
 2021 AIRFIELD SIGNAGE & MARKING PLAN
 DULUTH, MN

NUMBER	DATE	AMENDMENT
1	MAY 2016	
2	JUNE 2017	
3	SEPTEMBER 2019	
4	JUNE 2020	
5	JUNE 2021	

SHEET TITLE
 AIRFIELD SIGN & PAVEMENT
 MARKING PLAN
 EXHIBIT 4

SHEET
 13

s:\AEID\Dual\Common\duluth international\part 139 signs\2021\PLANS\2021 DLH SIGNS_PLAN.dwg 6/25/2021 10:52 AM slutteman



MATCHLINE - SEE SHEET 8

MATCHLINE - SEE SHEET 13

FAA APPROVAL: _____ DATE: _____



DULUTH INTERNATIONAL AIRPORT
2021 AIRFIELD SIGNAGE & MARKING PLAN
DULUTH, MN

NUMBER	AMENDMENT	DATE
1		MAY 2016
2		JUNE 2017
3		SEPTEMBER 2019
4		JUNE 2020
5		JUNE 2021

SHEET TITLE
AIRFIELD SIGN & PAVEMENT
MARKING PLAN
EXHIBIT 4